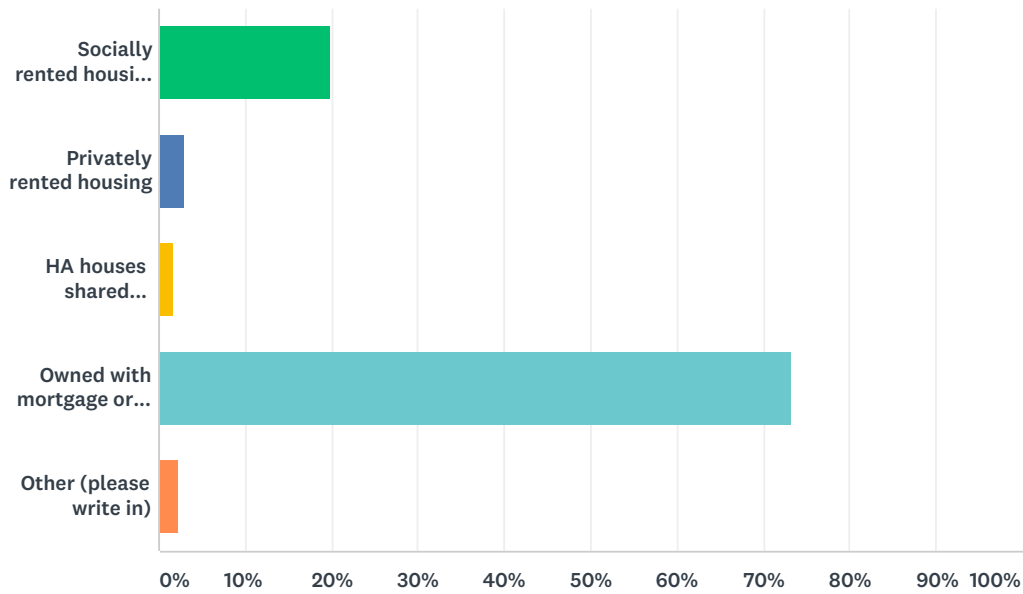


Q1 What type of housing do you live in?

Answered: 176 Skipped: 2

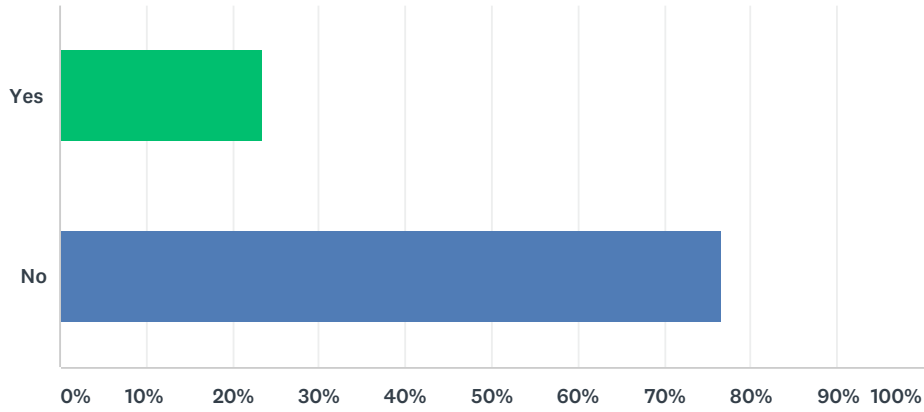


ANSWER CHOICES	RESPONSES	
Socially rented housing (run by Housing Association)	19.89%	35
Privately rented housing	2.84%	5
HA houses shared ownership	1.70%	3
Owned with mortgage or outright	73.30%	129
Other (please write in)	2.27%	4
TOTAL		176

#	OTHER (PLEASE WRITE IN)	DATE
1	None of the questions are suitable to myself or my family as we are all of retirement age. I think we do need more housing in places where there is employment or suitable transport for people to get to work and home again.	9/24/2017 10:46 PM
2	Did not tick anything	9/24/2017 2:54 PM
3	Live with parents	9/23/2017 9:07 PM
4	Agricultural dwelling	9/23/2017 8:52 PM

Q2 Would you, or any family members who currently live with you, like to move to their own home in Ticehurst Parish within the next five years?

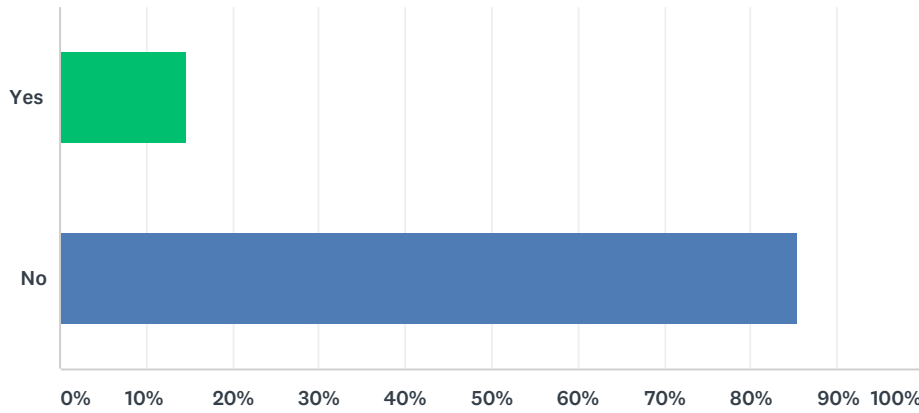
Answered: 166 Skipped: 12



ANSWER CHOICES	RESPONSES	
Yes	23.49%	39
No	76.51%	127
TOTAL		166

Q3 Do you have any children or other family members who have had to move away from Ticehurst Parish and would like to move back?

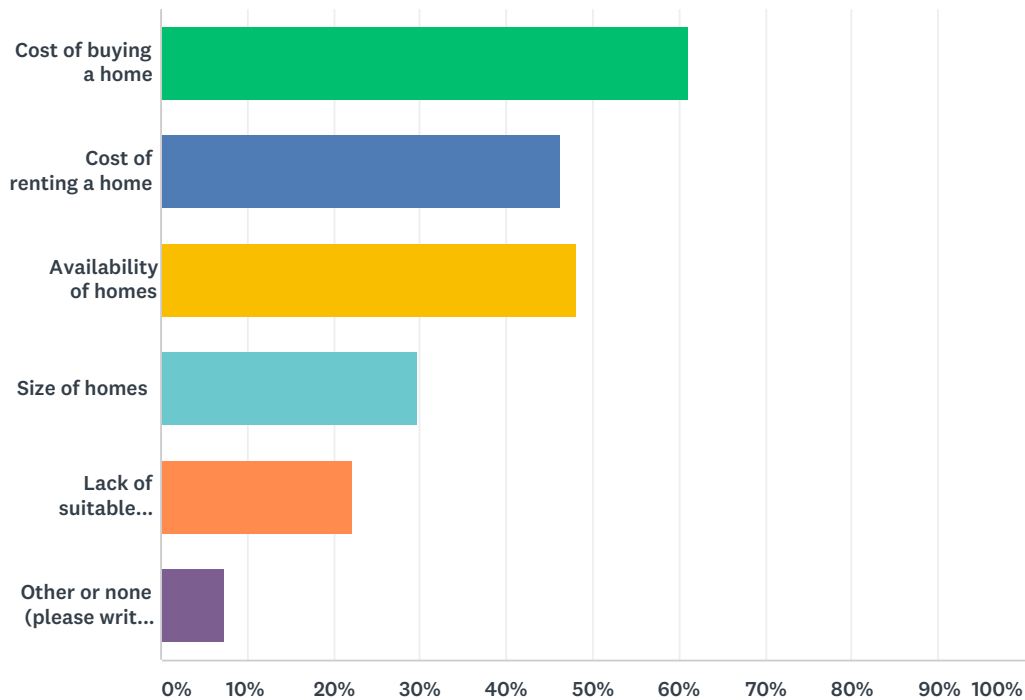
Answered: 165 Skipped: 13



ANSWER CHOICES	RESPONSES	
Yes	14.55%	24
No	85.45%	141
TOTAL		165

Q4 Which, if any, of these reasons would stop you or other family members from moving to their own home or back to Ticehurst Parish?

Answered: 54 Skipped: 124

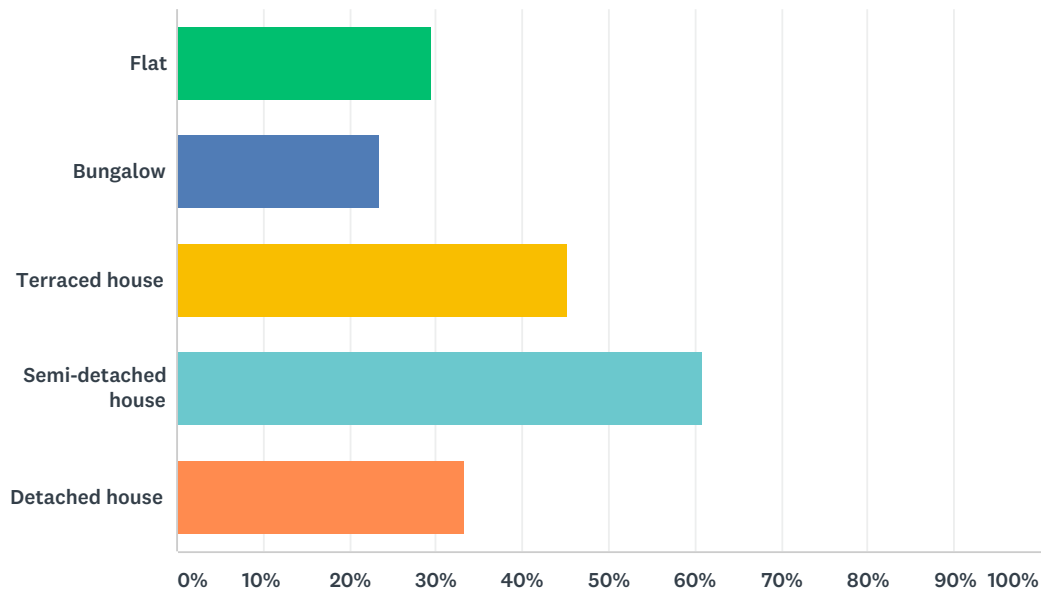


ANSWER CHOICES	RESPONSES
Cost of buying a home	61.11% 33
Cost of renting a home	46.30% 25
Availability of homes	48.15% 26
Size of homes	29.63% 16
Lack of suitable employment	22.22% 12
Other or none (please write in)	7.41% 4
Total Respondents: 54	

#	OTHER OR NONE (PLEASE WRITE IN)	DATE
1	retired	9/24/2017 5:43 PM
2	Would like to downsize	9/24/2017 3:35 PM
3	Do not want to have a child to get a place, but want a family.	9/23/2017 9:07 PM
4	Not an issue	9/22/2017 3:38 PM

Q5 Please tell us what type of housing you or other family members would need and be able to afford in Ticehurst Parish.

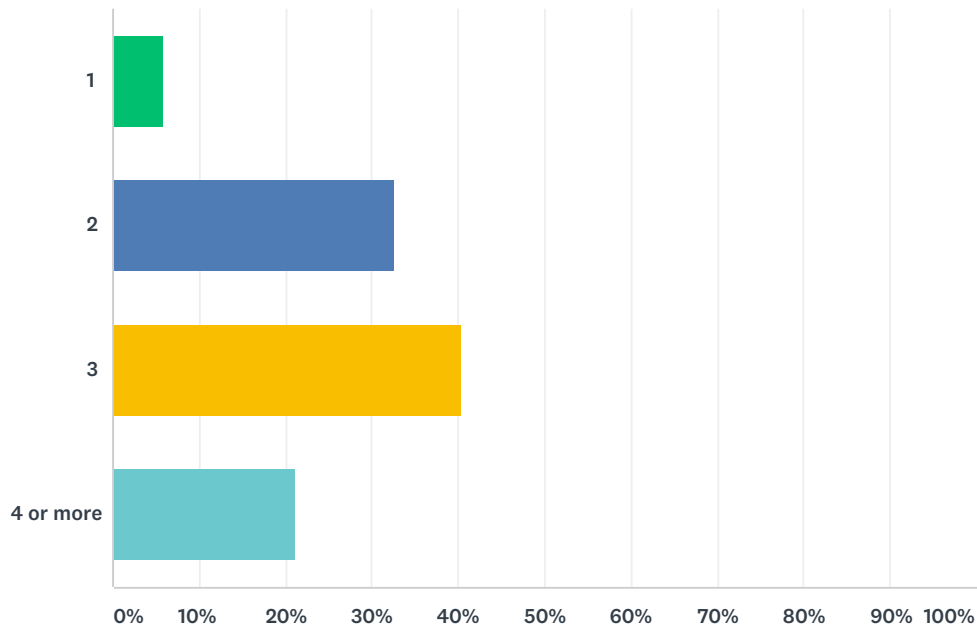
Answered: 51 Skipped: 127



ANSWER CHOICES	RESPONSES
Flat	29.41% 15
Bungalow	23.53% 12
Terraced house	45.10% 23
Semi-detached house	60.78% 31
Detached house	33.33% 17
Total Respondents: 51	

Q6 And how many bedrooms are you or they likely to need?

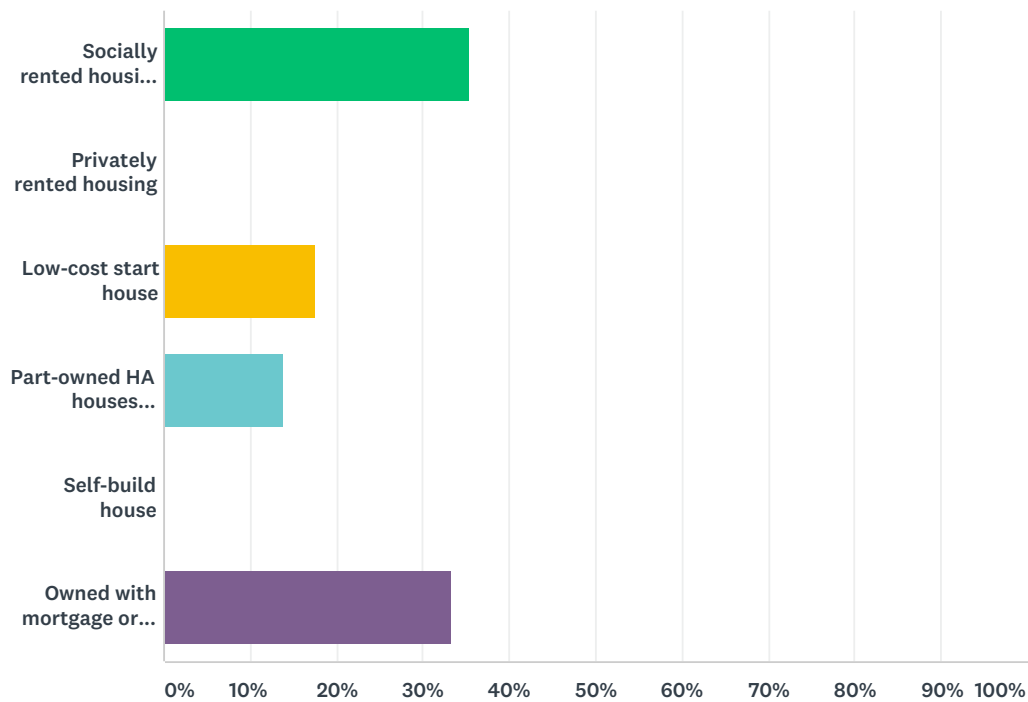
Answered: 52 Skipped: 126



ANSWER CHOICES	RESPONSES	
1	5.77%	3
2	32.69%	17
3	40.38%	21
4 or more	21.15%	11
TOTAL		52

Q7 Which of these would you or they prefer and can reasonably afford?

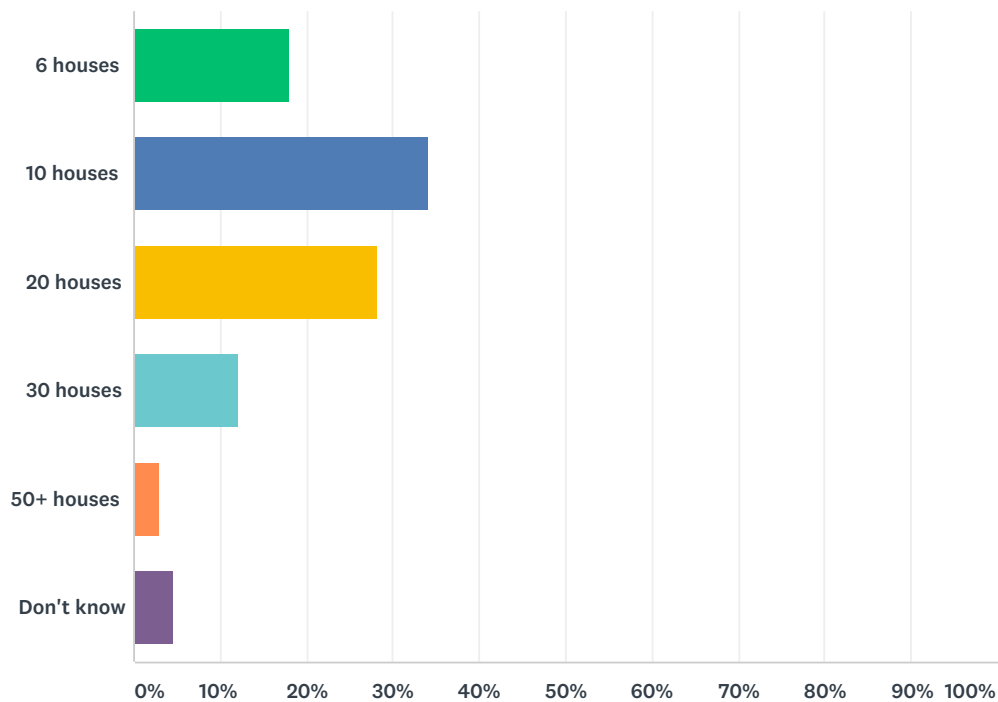
Answered: 51 Skipped: 127



ANSWER CHOICES	RESPONSES	
Socially rented housing (run by Housing Association)	35.29%	18
Privately rented housing	0.00%	0
Low-cost start house	17.65%	9
Part-owned HA houses (occupiers own 20% to 80%)	13.73%	7
Self-build house	0.00%	0
Owned with mortgage or outright	33.33%	17
TOTAL		51

Q8 What do you think should be the LARGEST number of houses that any development in Ticehurst Parish should include on one site?

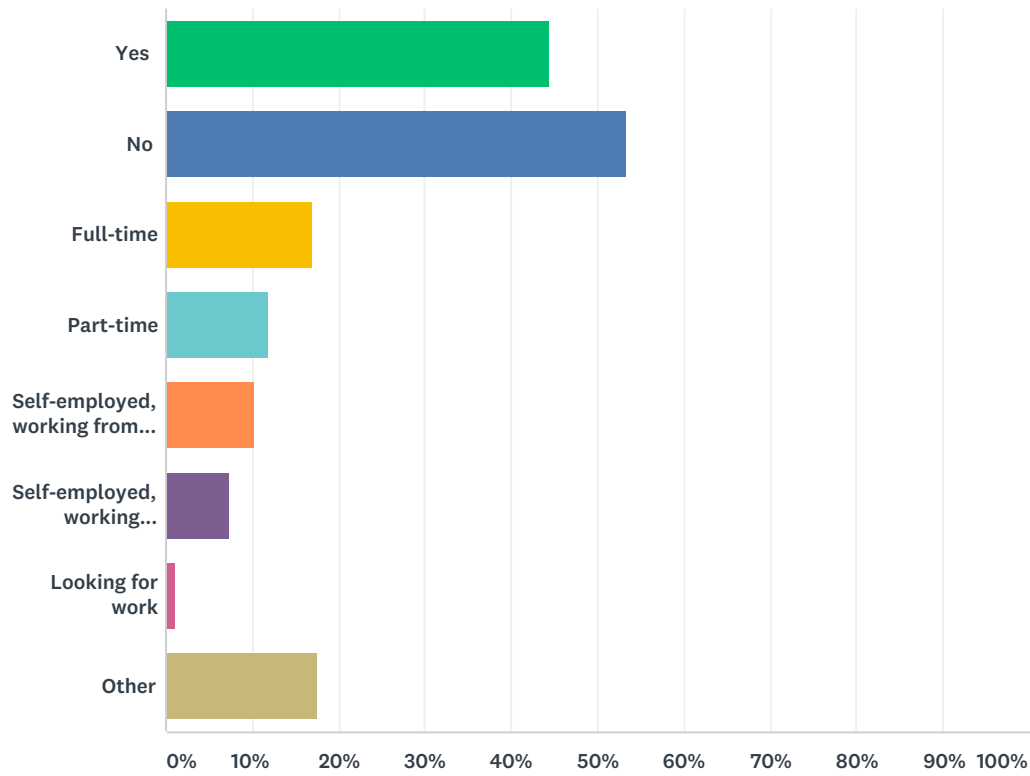
Answered: 173 Skipped: 5



ANSWER CHOICES	RESPONSES
6 houses	17.92% 31
10 houses	34.10% 59
20 houses	28.32% 49
30 houses	12.14% 21
50+ houses	2.89% 5
Don't know	4.62% 8
TOTAL	173

Q9 Are you employed?

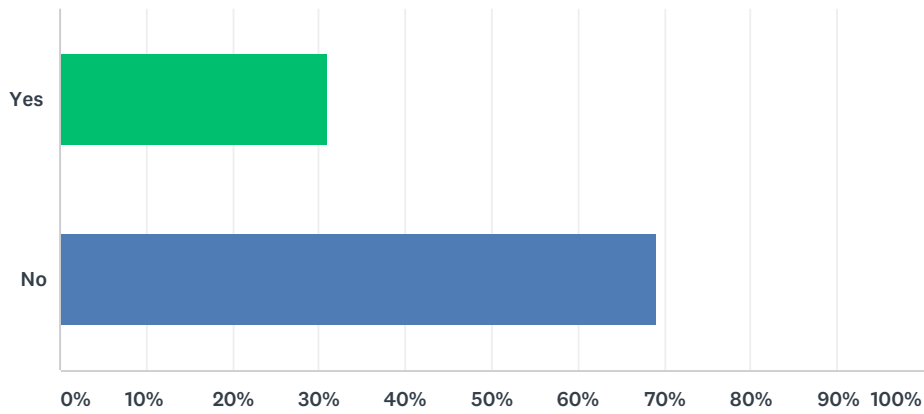
Answered: 176 Skipped: 2



ANSWER CHOICES	RESPONSES	
Yes	44.32%	78
No	53.41%	94
Full-time	17.05%	30
Part-time	11.93%	21
Self-employed, working from home	10.23%	18
Self-employed, working elsewhere	7.39%	13
Looking for work	1.14%	2
Other	17.61%	31
Total Respondents: 176		

Q10 Is your place of work in Ticehurst Parish?

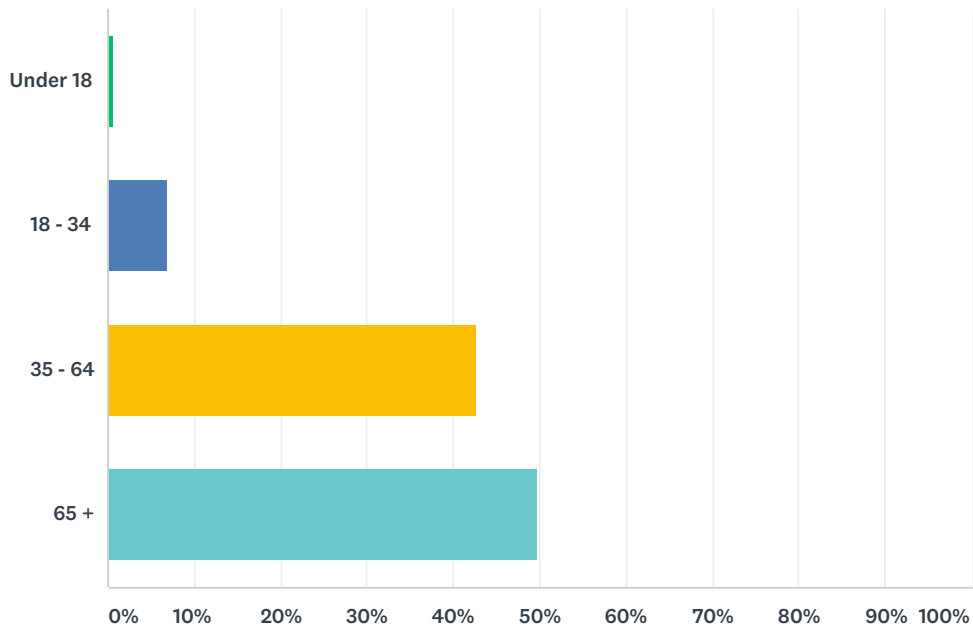
Answered: 136 Skipped: 42



ANSWER CHOICES	RESPONSES	
Yes	30.88%	42
No	69.12%	94
TOTAL		136

Q11 Which age band do you fall into?

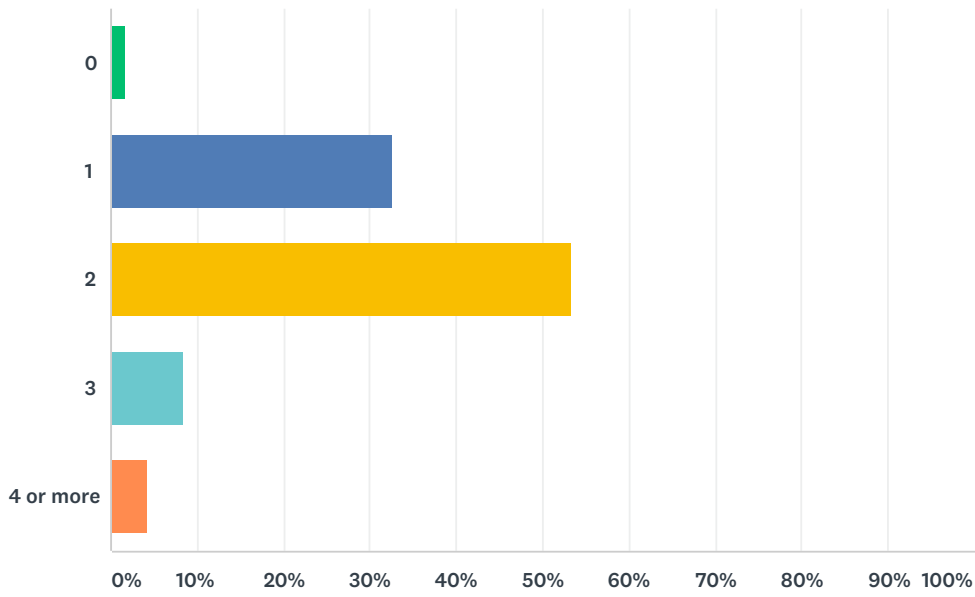
Answered: 173 Skipped: 5



ANSWER CHOICES	RESPONSES	
Under 18	0.58%	1
18 - 34	6.94%	12
35 - 64	42.77%	74
65 +	49.71%	86
TOTAL		173

Q12 How many adults over the age of 18 live in your household?

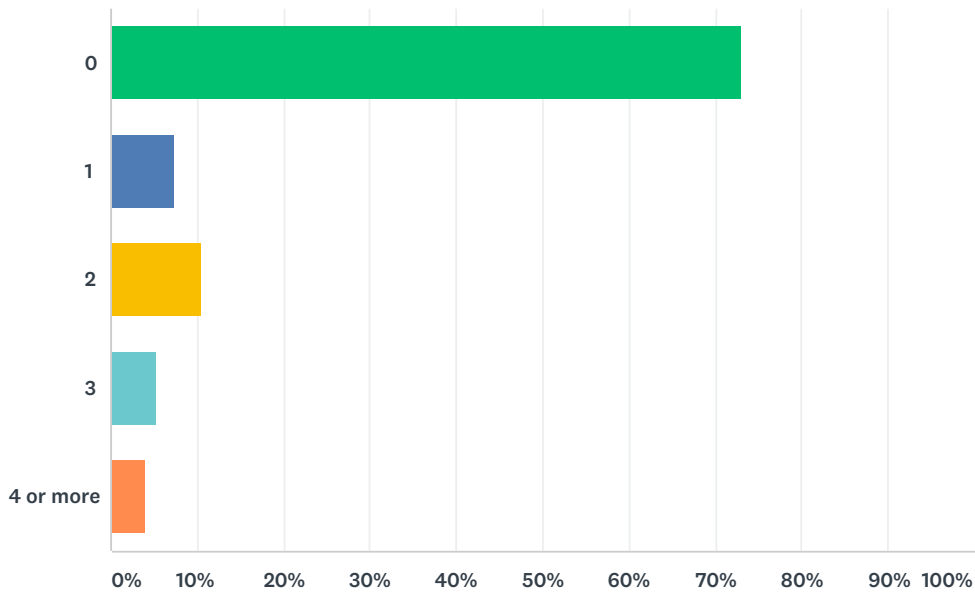
Answered: 169 Skipped: 9



ANSWER CHOICES	RESPONSES	
0	1.78%	3
1	32.54%	55
2	53.25%	90
3	8.28%	14
4 or more	4.14%	7
TOTAL		169

Q13 How many children under the age of 18 live in your household?

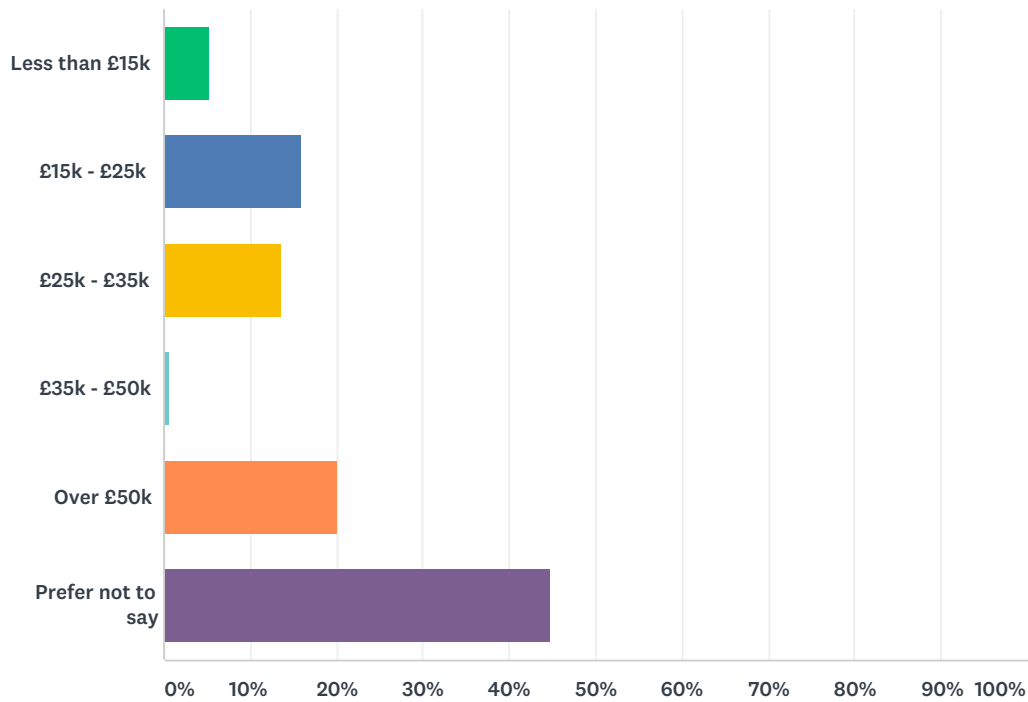
Answered: 152 Skipped: 26



ANSWER CHOICES	RESPONSES	
0	73.03%	111
1	7.24%	11
2	10.53%	16
3	5.26%	8
4 or more	3.95%	6
TOTAL		152

Q14 What is your household's annual gross income before tax, from all sources? (Work, pensions, benefits, etc)

Answered: 170 Skipped: 8



ANSWER CHOICES	RESPONSES	
Less than £15k	5.29%	9
£15k - £25k	15.88%	27
£25k - £35k	13.53%	23
£35k - £50k	0.59%	1
Over £50k	20.00%	34
Prefer not to say	44.71%	76
TOTAL		170