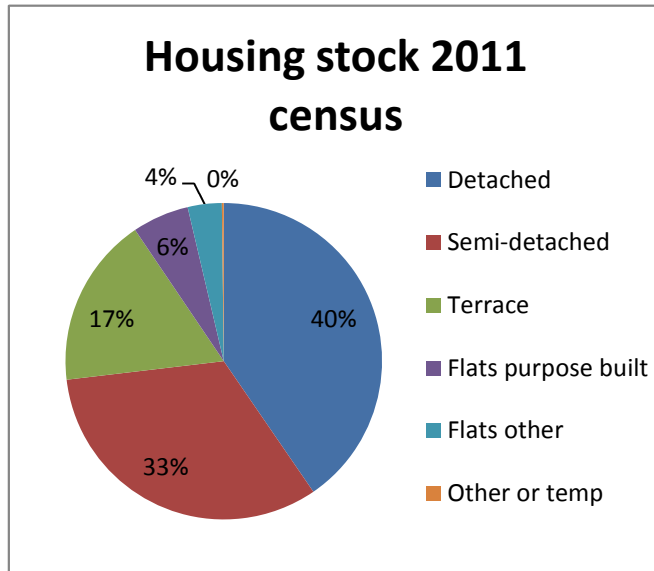
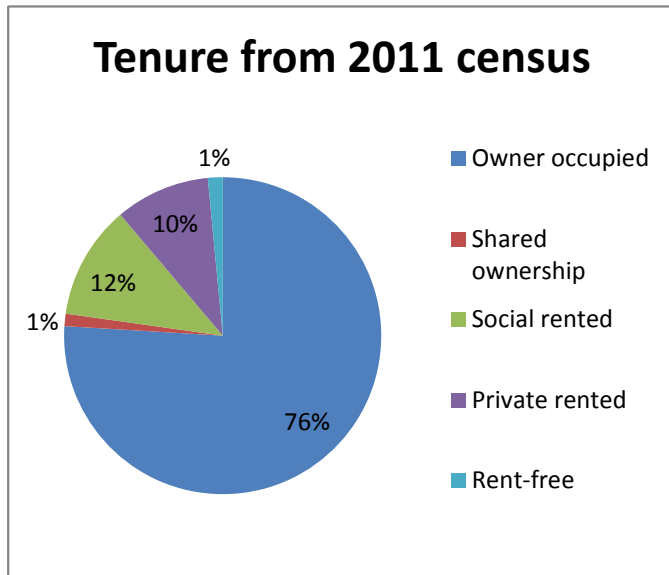


Housing Stock in Ticehurst Parish



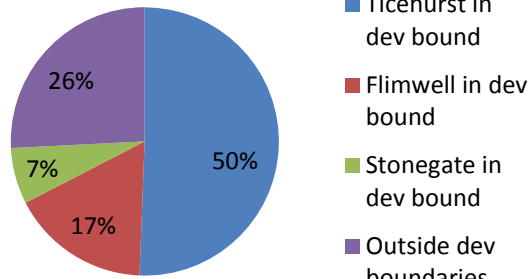
	2011 census
Detached	650
Semi-detached	526
Terrace	280
Flats purpose built	93
Flats other	56
Other or temp	3
Total	1608



	2011 census	
Owner occupied	1154	
Shared ownership	19	
Social rented	176	
Private rented	147	
Rent-free	23	1519
Temporary accommodation	19	
Unoccupied	70	1608

The pie chart does not include temporary or unoccupied properties

Settlement sizes



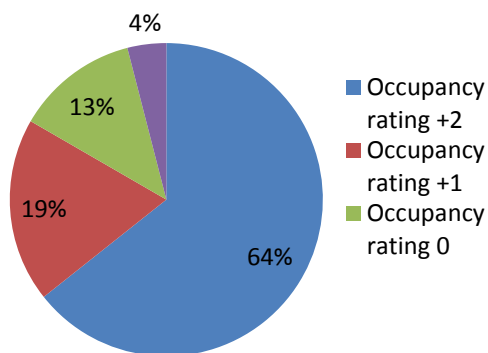
Houses within development boundaries (figures from Rother DC). Houses outside derived from 2011 census total.

Ticehurst in dev't boundary	814
Flimwell in dev't boundary	270
Stonegate in dev't boundary	109
Outside dev't boundaries	1229

Occupancy rating of properties

Occupancy rating provides a measure of whether a household's accommodation is overcrowded or under-occupied and gives an indication of how many households may be living in overcrowded conditions. The occupancy rating of a household is calculated by subtracting the notional number of rooms required from the actual number of rooms.

Occupancy rating of property 2011 census

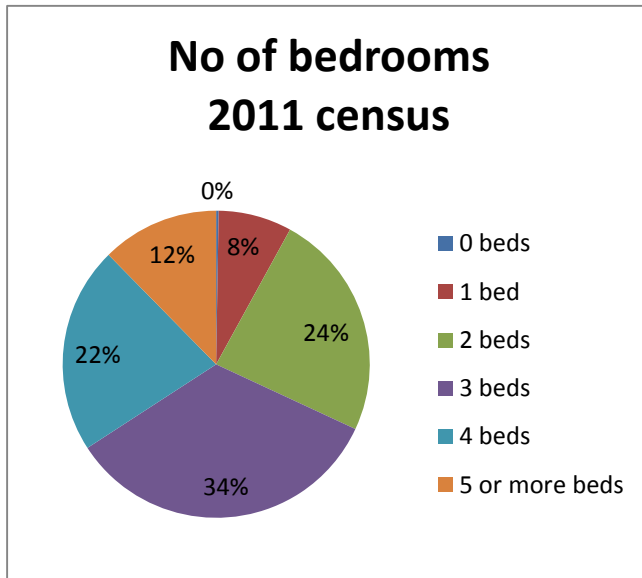


Occupancy rating +2	977
Occupancy rating +1	289
Occupancy rating 0	192
Occupancy rating -1	61

These results say that 96% of properties in Ticehurst are not overcrowded.

Size of houses - bedrooms

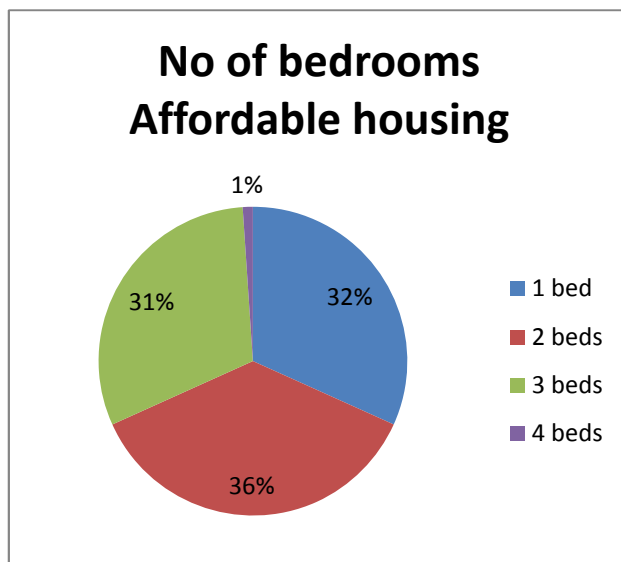
All properties



0 beds	4
1 bed	117
2 beds	364
3 beds	515
4 beds	331
5 or more beds	188

Size of houses (by number of bedrooms) for all properties

Affordable housing

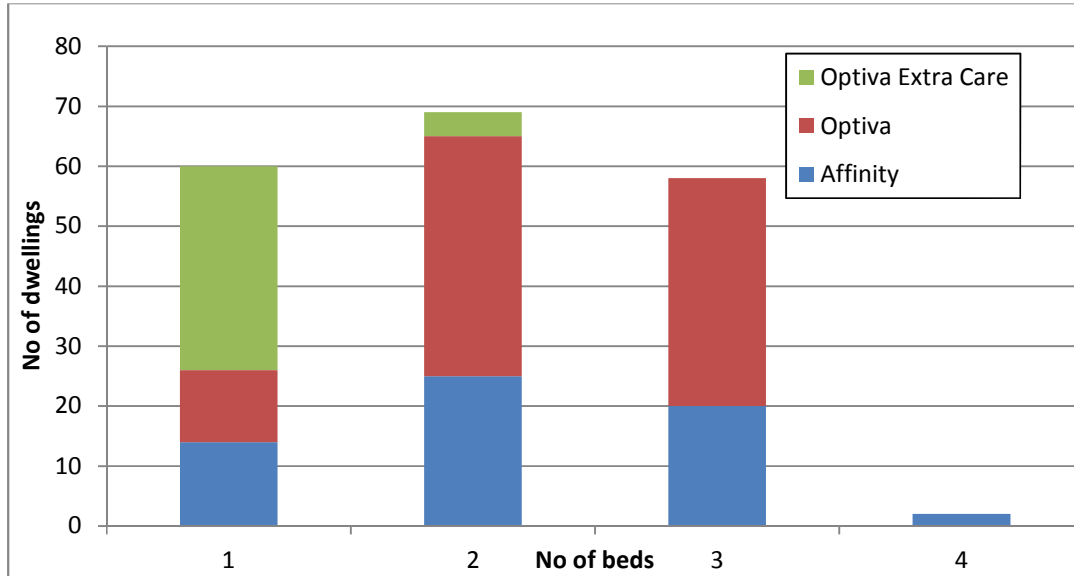


1 bed	60
2 beds	69
3 beds	58
4 beds	2

Size of houses (by number of bedrooms) for properties managed by Housing Associations

Housing Association Stock

There are two Housing Associations managing properties in Ticehurst Parish – Affinity and Optiva (which used to be Amicus). Optiva manage Newington Court which is extra care apartments for the elderly or disabled.



Discounting the extra care apartments, there is a predominance of 2- and 3-bed properties, with very few 4-bed houses.

Beds	Affinity	Optiva	Optiva Extra Care	Total
1	14	12	34	60
2	25	40	4	69
3	20	38	0	58
4	2	0	0	2
Total	61	90	38	189